

2022-2023 Yellowstone County Community Health Needs Assessment

Data Packet: Potentially Disabling Conditions

Recommended Citation: Professional Research Consultants, Inc.

2023 Community Health Needs Assessment Report: Yellowstone County, Montana

hbdyc.org/CHNA – Published January 4, 2023



How to Use This Data Packet

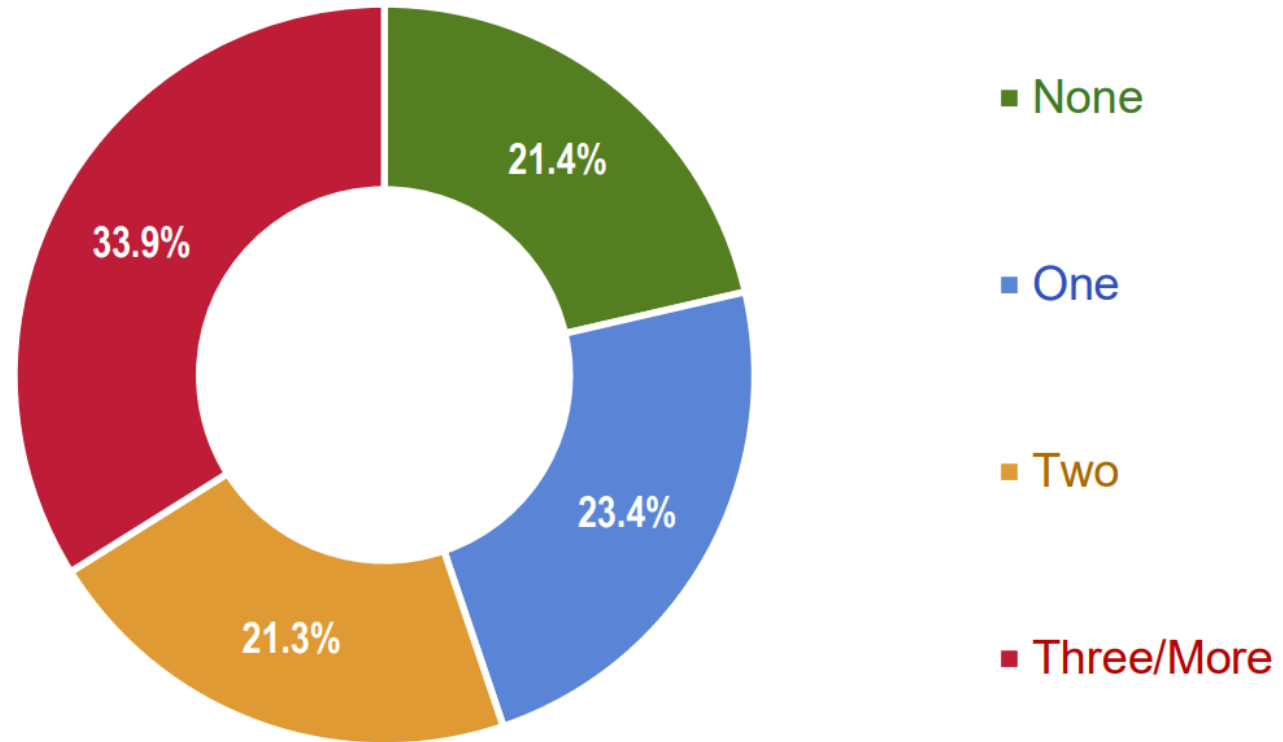
The graphs, data points, trends, and other insights shared in this data packet can be utilized when seeking:

- Verified local data for data acquisition or utilization purposes such as grant applications, local and non-local trend tracking, etc.
- High resolution slides for use in presentations or educational materials.
- Accessible, accurate data to increase understanding of community health topics and health disparities.
- A condensed, topic-specific alternative to reading 200+ pages of data!

Key Takeaways – Potentially Disabling Conditions

- Alzheimer's mortality trends continue their overall decrease since 2012-2014 for Yellowstone County (YC) residents.
- **The percentage of YC residents reporting activity limitations** due to a physical, mental, or emotional problem **continues to rise.**
 - Disparities surrounding age and income emerge when analyzed.
- **Rates of caregiving for friends and family members continue to increase**, with more than 35% of YC residents providing such care or assistance.
- **Disparities surrounding living with 3+ chronic conditions** emerge when factors such as age and income are analyzed.
- While **34% of YC residents report living with 3+ chronic conditions**, this rate has significantly improved since 2020.

Number of Current Chronic Conditions (Yellowstone County, 2023)

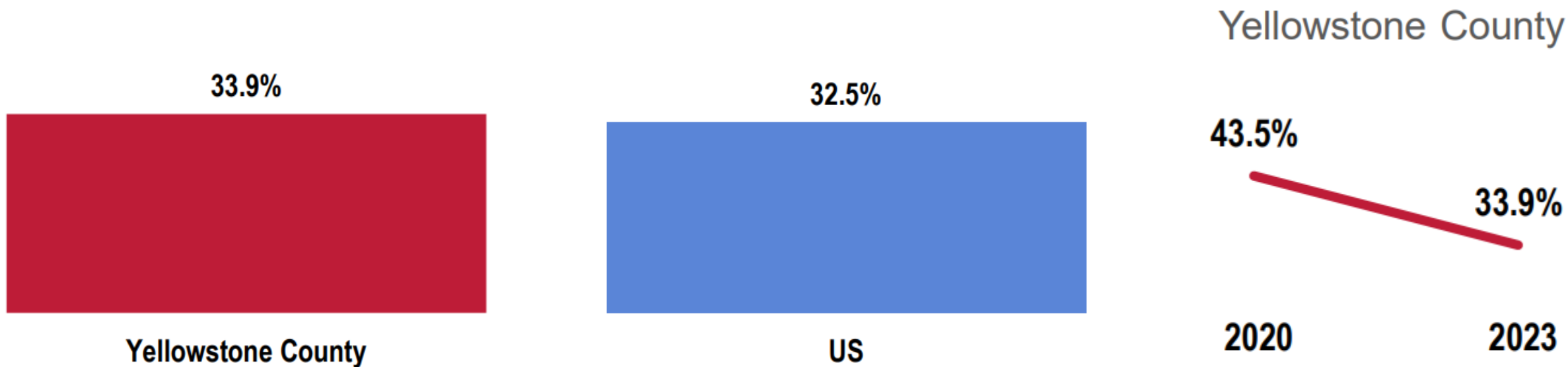


Sources: ● 2023 PRC Community Health Survey, PRC, Inc. [Item 123]

Notes: ● Asked of all respondents.

● In this case, chronic conditions include lung disease, arthritis, cancer, heart attack/angina, stroke, asthma, high blood pressure, high blood cholesterol, diabetes, high-impact chronic pain, obesity, and/or diagnosed depression.

Currently Have Three or More Chronic Conditions



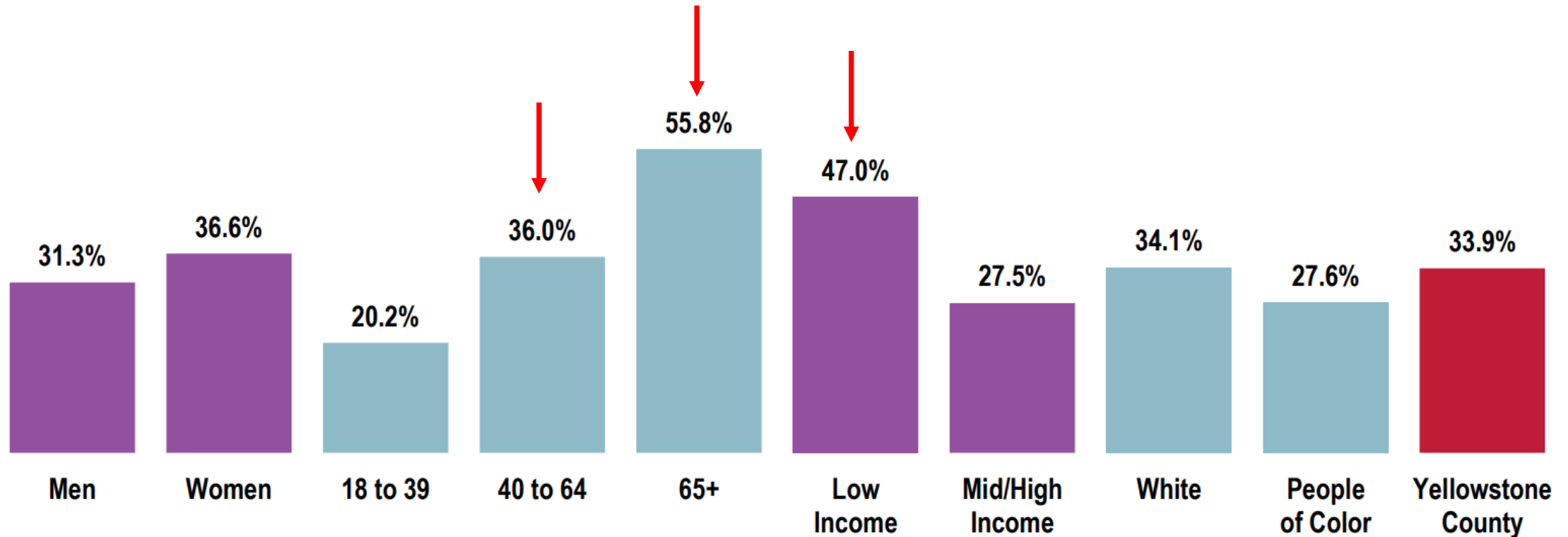
Sources: ● 2023 PRC Community Health Survey, PRC, Inc. [Item 123]

● 2020 PRC National Health Survey, PRC, Inc.

Notes: ● Asked of all respondents.

● In this case, chronic conditions include lung disease, arthritis, cancer, heart attack/angina, stroke, asthma, high blood pressure, high blood cholesterol, diabetes, high-impact chronic pain, obesity, and/or diagnosed depression.

Currently Have Three or More Chronic Conditions (Yellowstone County, 2023)

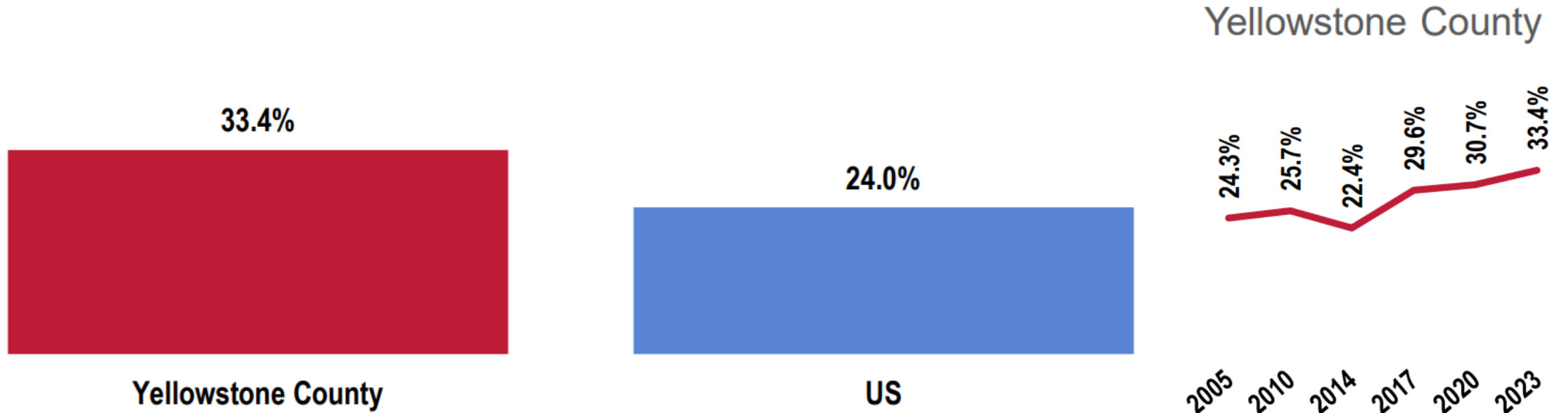


Sources: ● 2023 PRC Community Health Survey, PRC, Inc. [Item 123]

Notes: ● Asked of all respondents.

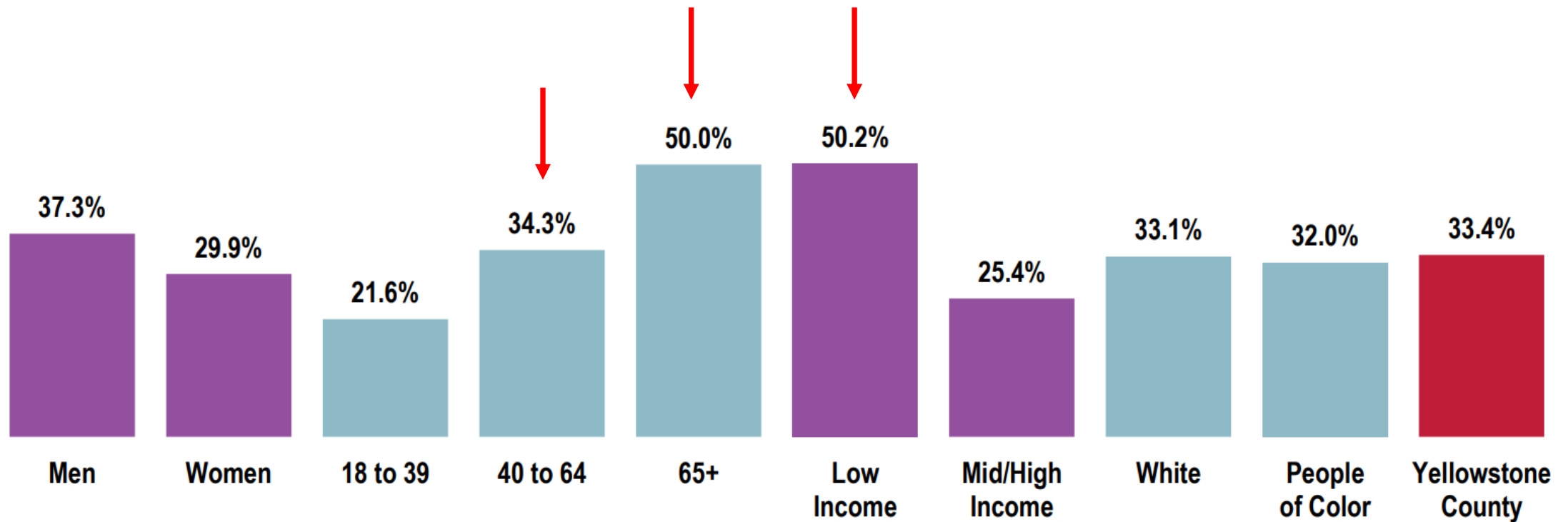
● In this case, chronic conditions include lung disease, arthritis, cancer, heart attack/angina, stroke, asthma, high blood pressure, high blood cholesterol, diabetes, high-impact chronic pain, obesity, and/or diagnosed depression.

Limited in Activities in Some Way Due to a Physical, Mental, or Emotional Problem



Sources: ● 2023 PRC Community Health Survey, PRC, Inc. [Items 96]
● 2020 PRC National Health Survey, PRC, Inc.
Notes: ● Asked of all respondents.

Limited in Activities in Some Way Due to a Physical, Mental, or Emotional Problem (Yellowstone County, 2023)

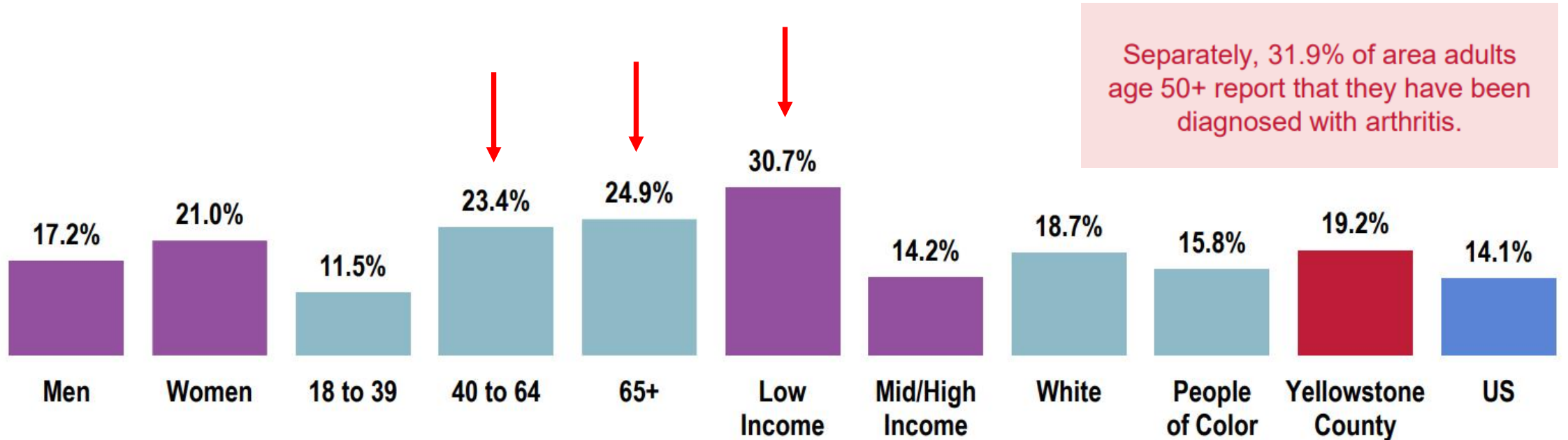


Sources: ● 2023 PRC Community Health Survey, PRC, Inc. [Item 96]

Notes: ● Asked of all respondents.

Experience High-Impact Chronic Pain (Yellowstone County, 2023)

Healthy People 2030 = 7.0% or Lower



- Sources:
- 2023 PRC Community Health Survey, PRC, Inc. [Items 37, 158]
 - 2020 PRC National Health Survey, PRC, Inc.
 - US Department of Health and Human Services. Healthy People 2030. August 2020. <http://www.healthypeople.gov>

- Notes:
- Asked of all respondents.
 - High-impact chronic pain includes physical pain that limits life or work activities on “most days” or “every day” of the past six months.

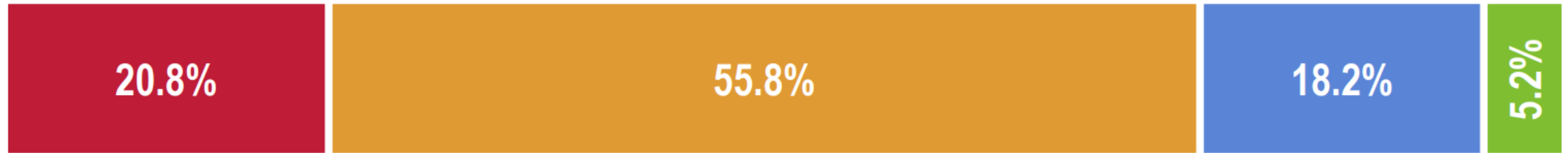
Perceptions of Disability & Chronic Pain as a Problem in the Community (Key Informants, 2023)

■ Major Problem

■ Moderate Problem

■ Minor Problem

■ No Problem At All



Sources: ● PRC Online Key Informant Survey, PRC, Inc.

Notes: ● Asked of all respondents.

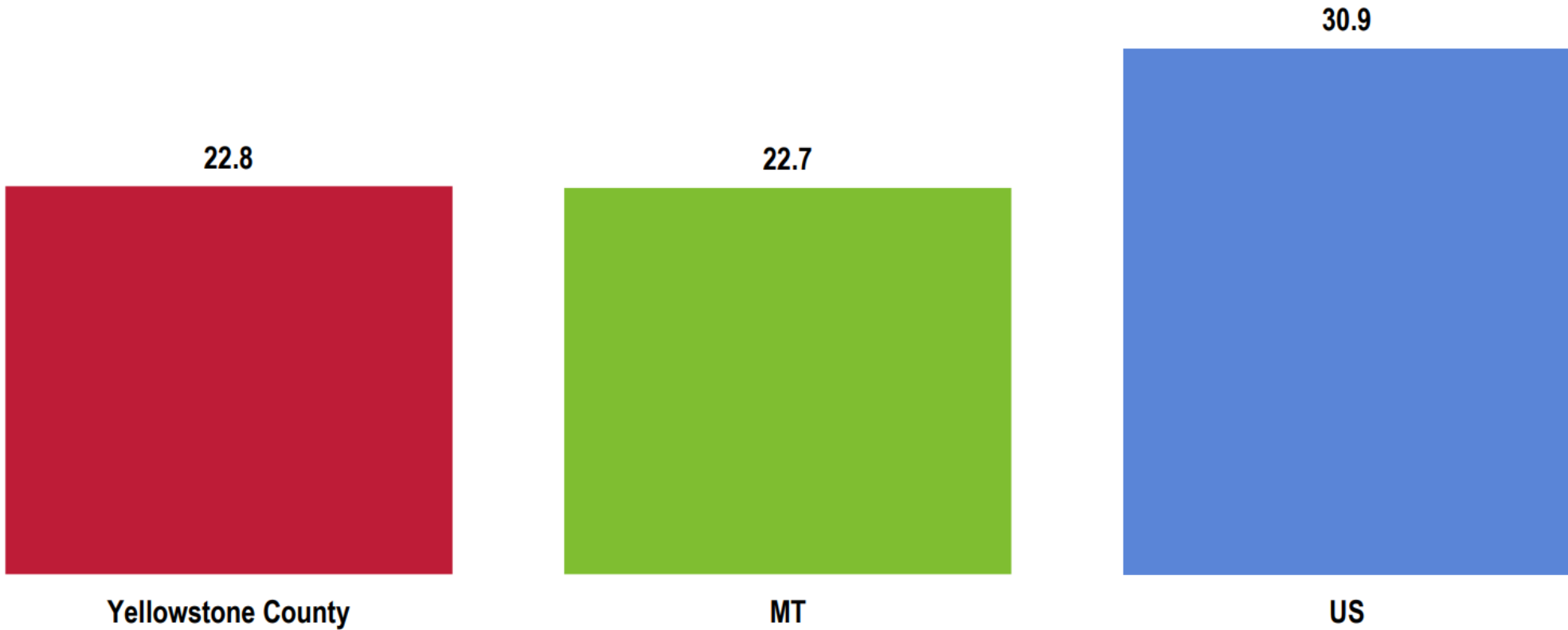
Key Informant Input

Key informants highlighted topics such as:

- Low levels of access to proper care/services, including **finding qualified providers, financial considerations, transportation**, possible or compensatory **use of unprescribed substances**, and a general **lack of accommodations** or support services for everyday activities.


“Chronic pain in general is tough to diagnose, admittedly. However, **those who do suffer from it are too often ignored or seen as a complainer.** Disabilities are a hindrance in many ways in one's daily life. I know there is a special bus through public transit that is available, though **it takes a certain amount of planning ahead, in order to get to appointments, support groups, run errands,** etc. I have had interactions with some folks with disabilities and **transportation is a large factor in their access to services.**” – Social Service Provider

Alzheimer's Disease: Age-Adjusted Mortality (2018-2020 Annual Average Deaths per 100,000 Population)



Sources: ● CDC WONDER Online Query System. Centers for Disease Control and Prevention, Epidemiology Program Office, Division of Public Health Surveillance and Informatics. Data extracted July 2022.

Alzheimer's Disease: Age-Adjusted Mortality Trends (Annual Average Deaths per 100,000 Population)

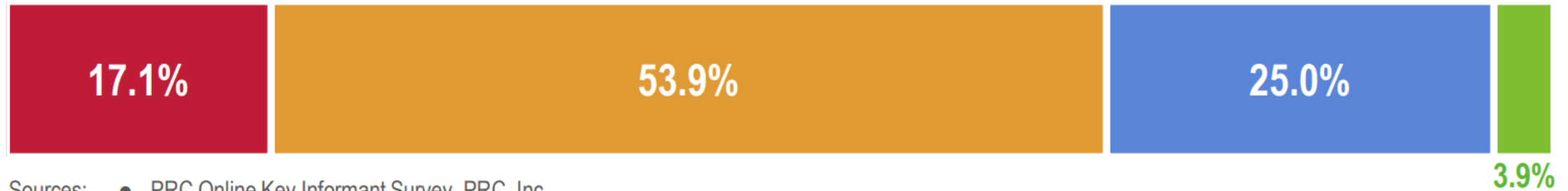


	2011-2013	2012-2014	2013-2015	2014-2016	2015-2017	2016-2018	2017-2019	2018-2020
Yellowstone County	33.0	33.1	30.7	25.7	22.5	22.3	23.9	22.8
MT	20.7	20.2	20.2	20.8	21.4	21.7	21.7	22.7
US	25.0	26.5	27.4	29.7	30.2	30.6	30.4	30.9

Sources: ● CDC WONDER Online Query System. Centers for Disease Control and Prevention, Epidemiology Program Office, Division of Public Health Surveillance and Informatics. Data extracted July 2022.

Perceptions of Dementia/Alzheimer's Disease as a Problem in the Community (Key Informants, 2023)

■ Major Problem ■ Moderate Problem ■ Minor Problem ■ No Problem At All



Sources: ● PRC Online Key Informant Survey, PRC, Inc.

Notes: ● Asked of all respondents.

Key Informant Input

- Key informants highlighted the intersection of multiple factors, including an **aging population, limited or lack of service providers, limited or lack of educational efforts**, and concerns regarding a **lack of facilities**.

“Dementia and Alzheimer's disease affects so many people, especially in long-term care. **It is difficult to find enough care facilities and resources for these individuals.** Especially as the boomer population continues to age, **there isn't enough medical staff or housing to take care of these people.**”

– Community Leader

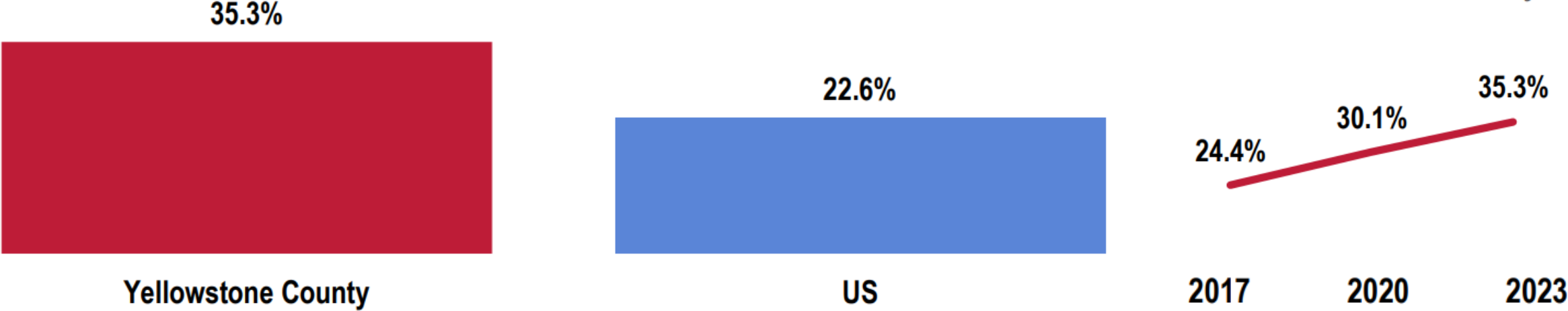
“As the population ages the likelihood of more people getting dementia/Alzheimer's increases as well. **There seems to be limited education, resources, and facilities to treat the increasing numbers.**”

– Community Leader

“The number of people with memory loss disease is rising, and **there is very little plan to support families in caring for their loved ones**, or community programs to this effect. **We need more facilities and more support** being built across the community.”














– Social Service Provider

Act as Caregiver to a Friend or Relative with a Health Problem, Long-Term Illness, or Disability



Sources: ● 2023 PRC Community Health Survey, PRC, Inc. [Items 98]
● 2020 PRC National Health Survey, PRC, Inc.
Notes: ● Asked of all respondents.

Health Forecast

POTENTIALLY DISABLING CONDITIONS	Yellowstone County	vs. MT	vs. US	vs. HP2030	TREND
% 3+ Chronic Conditions	33.9		 32.5		 43.5
% Activity Limitations	33.4		 24.0		 24.3
% With High-Impact Chronic Pain	19.2		 14.1	 7.0	
% [50+] Arthritis/Rheumatism	31.9		 33.1		 36.3
Alzheimer's Disease (Age-Adjusted Death Rate)	22.8	 22.7	 30.9		 33.0
% Caregiver to a Friend/Family Member	35.3		 22.6		 24.4

Published Community Health Needs Assessment at: www.hbdyc.org

*Visit the website to contact Healthy By Design
for additional information regarding the coalition or next steps*

Contact: Amy Queen, Community Health Improvement Manager
406.247.3223 amy@hbdyc.org

